

J. Natn. Sci. Foundation Sri Lanka 27(4): 255-264

KINETICS AND MECHANISM OF OXIDATION OF PYRROLIDINE BY ALKALINE POTASSIUM HEXACYANOFERRATE(III)

S.P. DERANIYAGALA* and R.M. KULASENA¹

Department of Chemistry University of Sri Jayewardenepura, Nugegoda.

(Received : 01 June 1999 ; accepted : 03 December 1999)

Abstract: The kinetics of oxidation of pyrrolidine by potassium hexacyanoferrate(III) in alkaline medium has been studied. The rate of the reaction was dependent on the first powers of the concentration of the substrate (pyrrolidine) and of the oxidant (hexacyanoferrate(III) ion) and inverse first order of the hydrogen ion concentration in the range studied. The final product of the reaction is 1-pyrroline N-oxide commonly referred to as a nitrone. The mechanistic pathway, consistent with kinetic data, including a rapid formation of pyrrolidinium anion followed by slow electron transfer to form pyrrolidine radical has been proposed.

Key words : Kinetics, nitrone, potassium hexacyanoferrate(III), pyrrolidine, reaction mechanism.

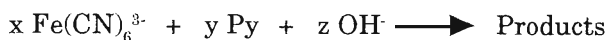
INTRODUCTION

Oxidation of organic compounds by metal ions/complexes is well documented^{1,2}. In particular, oxidation of amines with one electron oxidants such as hexacyanoferrate (III) ion ($\text{HCF(III)} / \text{Fe(CN)}_6^{3-}$) has been a subject of much interest stimulated by the importance of biological oxidation of amine nitrogen atom³. It appears that kinetics of oxidation of cyclic amines by hexacyanoferrate(III) ion has not been investigated so far. In our ongoing effort⁴ (unpublished data, SLAAS, 1995) to identify the products and examine rates of oxidation of organic compounds by metal complexes, we report the reaction of a cyclic secondary amine, pyrrolidine (Py, $\text{C}_4\text{H}_9\text{N}$) with potassium hexacyanoferrate(III) ($\text{K}_3\text{Fe(CN)}_6$) in alkaline medium. The product is a nitrone, a valuable synthetic intermediate and has been utilized for the synthesis of nitrogen containing biologically active compounds such as alkaloids⁵ and β lactams.⁶

METHODS AND MATERIALS

Materials : All chemicals used were of analytical grade and used as received. Pyrrolidine (> 99% purity), however, was freshly distilled before use.

Theory : The overall reaction can be expressed as



*Corresponding author

Preliminary work was presented at the annual sessions of the Sri Lanka Association for the Advancement of Science (SLAAS) in 1994.

¹Present address: Central Environmental Authority, Maligawatte New town Colombo 10.

and the rate law can be expressed as :

$$\text{Rate} = k [\text{HCF(III)}]^a [\text{Py}]^b [\text{OH}^-]^c$$

and more conveniently as : $\text{Rate} = k [\text{HCF(III)}]^a [\text{Py}]^b [\text{H}^+]^c$

Since the decrease in HCF(III) concentration is monitored, the rate law may be expressed as :

$$-\frac{d[\text{HCF(III)}]}{dt} = k [\text{HCF(III)}]^a [\text{Py}]^b [\text{H}^+]^c \quad \dots\dots\dots (1)$$

where k = rate constant, a = order with respect to $[\text{HCF(III)}]$, b = order with respect to $[\text{Py}]$, c = order with respect to $[\text{H}^+]$

By applying pseudo-order conditions i.e. pyrrolidine and base are used in excess, then the above equation reduces to :

$$-\frac{d[\text{HCF(III)}]}{dt} = k_1 [\text{HCF(III)}]^a \quad \dots\dots\dots (2)$$

$$\text{where } k_1 = k [\text{Py}]^b [\text{H}^+]^c \quad \dots\dots\dots (3)$$

If $b = 1$ and low concentrations of HCF(III) obey Beer's law at 420 nm (figure 1, $A = \epsilon cl$)

Equation 2 can be written as :

$$\ln A_t = -k_1 t + \ln A_0 \quad \dots\dots\dots (4)$$

where A_t = absorbance of $[\text{HCF(III)}]$ at time t , A_0 = initial absorbance of $[\text{HCF(III)}]$.

At constant $[\text{H}^+]$, equation 3 takes the form :

$$\ln k_1 = b \ln [\text{Py}] + \ln k_2 \quad \dots\dots\dots (5)$$

$$\text{where } k_2 = k[\text{H}^+]^c \quad \dots\dots\dots (6)$$

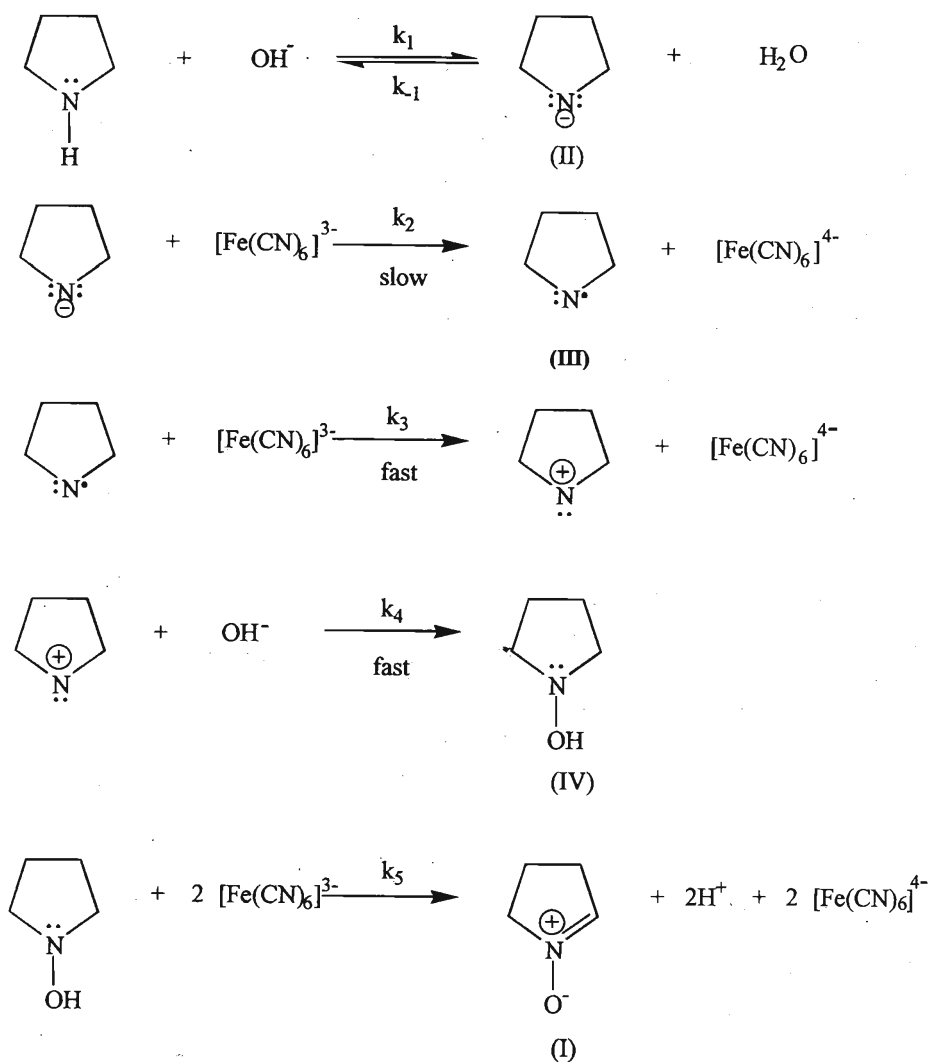
At constant $[\text{Py}]$, equation 3 takes the form

$$\ln k_1 = c \ln [\text{H}^+] + \ln k_3 \quad \dots\dots\dots (7)$$

$$\text{where } k_3 = k[\text{Py}]^b \quad \dots\dots\dots (8)$$

Under pseudo-order conditions, but varying the concentration of pyrrolidine at constant $[H^+]$ and vice versa, equation 5 and 7 can be utilized respectively to determine the value of b and c . Thus the overall rate constant can be calculated using either equation 6 or 8.

Stoichiometry : The stoichiometry was ascertained by mixing a known amount of pyrrolidine with a known excess of potassium hexacyanoferrate(III) in 1M NaOH medium at 30°C for 3 h. Thereafter the excess hexacyanoferrate(III) was estimated iodometrically using a published procedure⁷. The results indicated that 1 mole of pyrrolidine reacts with 4 moles of hexacyanoferrate(III) ion. The experiment was performed in duplicate to test the reproducibility.



Scheme 1

Product analysis: Potassium hexacyanoferrate(III) (24g, 0.073 mol) was dissolved in 50 cm³ of 1M NaOH in a 250 cm³ stoppered conical flask. To this distilled pyrrolidine (1.0 cm³, 0.012 mol) was added and shaken well for few minutes. The reaction mixture was allowed to stand for 1 h. with occasional shaking. The aqueous solution was then extracted with methylene chloride (50 cm³ x 4). Column chromatography on alumina (eluent chloroform/methanol = 9:1) gave the nitrone (1, yield: 42% scheme 1) which was identical in all respect to that obtained by the reaction of pyrrolidine with hydrogen peroxide in the presence of selenium dioxide⁸.

Strengths of reagents used in the kinetic study: The concentration of hexacyanoferrate(III) was 2×10^{-3} M. The concentration of the pyrrolidine was 2.42 M. Both solutions were prepared in approximately 1M sodium hydroxide. These solutions were used to determine the order with respect to hexacyanoferrate(III) and pyrrolidine. In the experiment designed to determine the order with respect to H⁺, the strength of sodium hydroxide was varied from approximately 0.5 – 0.9 M to prepare hexacyanoferrate(III) and pyrrolidine solutions.

Applicability of Beer's law: The applicability of Beer's law for low concentrations of K₃Fe(CN)₆ was examined at 420 nm. Figure 1 shows the plot of absorbance versus known concentrations of K₃Fe(CN)₆. This is a straight line ($r = 0.9997$) which confirms that Beer's law is obeyed within the concentration range used.

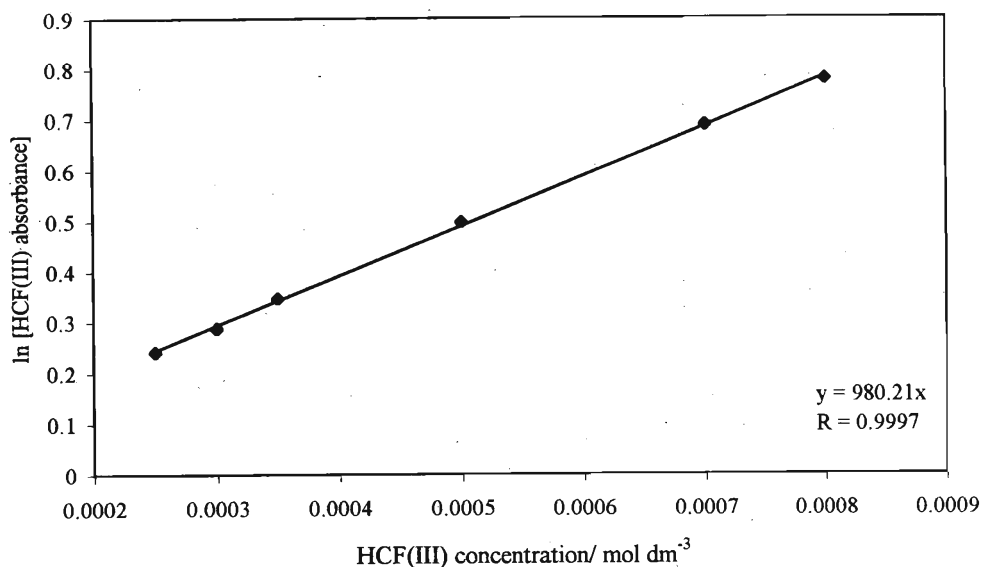


Figure 1 : Plot of ln{HCF(III) absorbance } vs concentration of HCF(III) at 420nm

Kinetic Studies: Kinetic studies were carried out under pseudo-order conditions by reacting $K_3Fe(CN)_6$ with excess pyrrolidine (Py) under alkaline condition. The progress of the reaction was monitored colorimetrically by measuring the decrease in absorbance of $K_3Fe(CN)_6$ over a period of eleven minutes (at one minute intervals) at 420 nm at different pyrrolidine concentrations at constant pH and vice versa. In all experiments, the total volume of the reaction mixture was kept at 50.00 cm³.

Determination of pH: Varying amounts of 2.42 M pyrrolidine and 1M NaOH were pipetted into a 100 cm³ beaker. The solution was then stirred well for a few seconds by placing the beaker on a magnetic stirrer. The pH of this solution was then recorded using a Philips PW 9409 digital pH meter. Thereafter 25.0 cm³ of 2×10^{-2} M $K_3Fe(CN)_6$ was added and the reaction mixture stirred for 30 seconds. Timing was started when half the $K_3Fe(CN)_6$ volume had drained into the beaker containing pyrrolidine and base. The stirring was then stopped and pH recorded at one minute intervals until the reaction mixture became almost colourless. Owing to the high concentration of the base there was no significant change in pH during the reaction. In the experiment performed to determine the order with respect to HCF(III) and pyrrolidine, pH varied in the range 12.48 – 12.52. Hence an average constant pH of 12.50 was assumed for all reaction mixtures. In the experiment to determine the order with respect to H⁺, a similar procedure was followed to record the pH of each reaction mixture.

RESULTS

Under the condition $[Py] \gg [HCF(III)]$, the kinetic runs were recorded keeping the concentration of HCF(III) and OH⁻ at 1×10^{-2} M and 0.032 M respectively and varying the concentration of pyrrolidine from 0.72 to 1.11 M. Typical volumes used are as follows : HCF(III), 25.0 cm³, Py, 15.0, 17.0, 19.0, 21.0, 23.0 cm³, ~ 1M NaOH, 10.0, 8.0, 6.0, 4.0, 2.0 cm³. Plots of ln (absorbance) versus time was found to be straight lines (figure 2, r (mean) = 0.9995), co-efficient of variation = 0.08%) showing that the reaction is first order ($a=1$) with respect to HCF(III) (equation 4). The pseudo first order rate constant k_1 was calculated from the slopes of the straight lines. From equation 5, a plot of ln k_1 , versus ln [Py] was found to be a straight line with a gradient (b) of 0.989 (figure 3). This shows first order dependence of rate on pyrrolidine.

Kinetic runs were also carried out at different [H⁺] at constant pyrrolidine (1.0164 M) and HCF(III) (1×10^{-3} M). Typical volumes used were as follows : HCF(III), 25.0 cm³; Py, 21.0 cm³; NaOH, 4.0 cm³ (approximately 0.5 M, 0.6 M, 0.7 M, 0.8 M, 0.9 M); pH of reaction mixtures were 12.21, 12.27, 12.33, 12.38 and 12.42. Plots of ln(absorbance) versus time were also linear as shown in figure 4. [r (mean) = 0.99986, co-efficient of variation = 0.009%]. A set of k_1 values were then calculated from slopes. From equation 7, a plot of ln k_1 versus ln [H⁺] was also

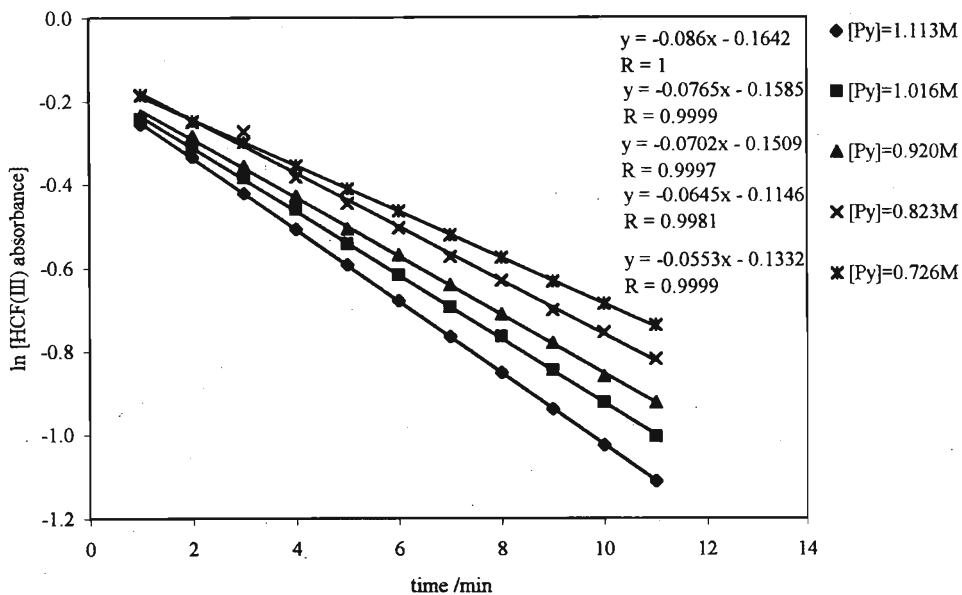


Figure 2 : Plot of ln [HCF(III) absorbance] vs time at different [Py]

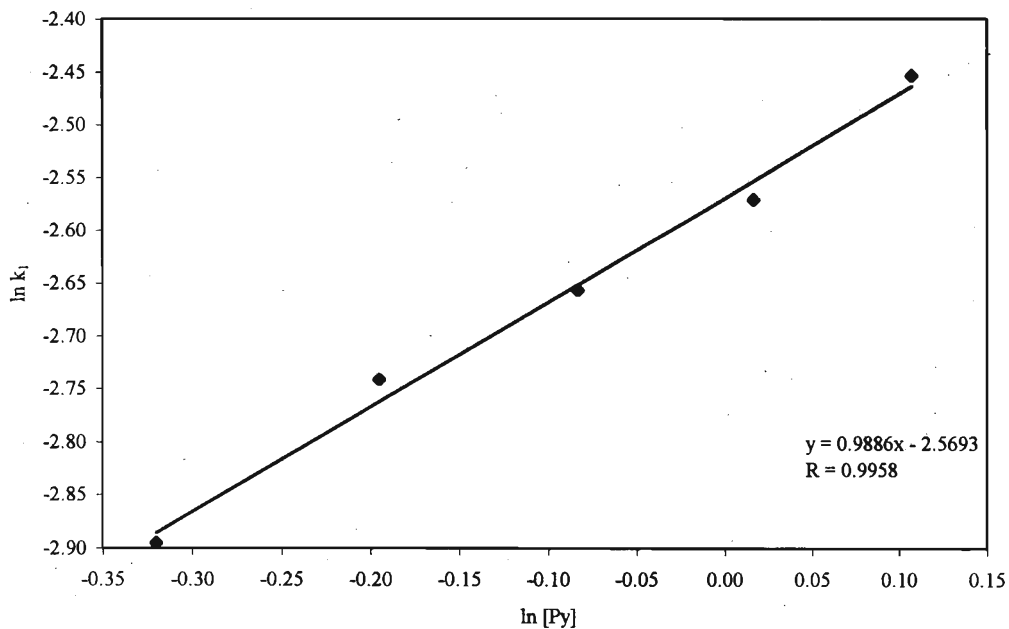


Figure 3 : Plot of ln k₁ vs ln [Py] at pH=12.50

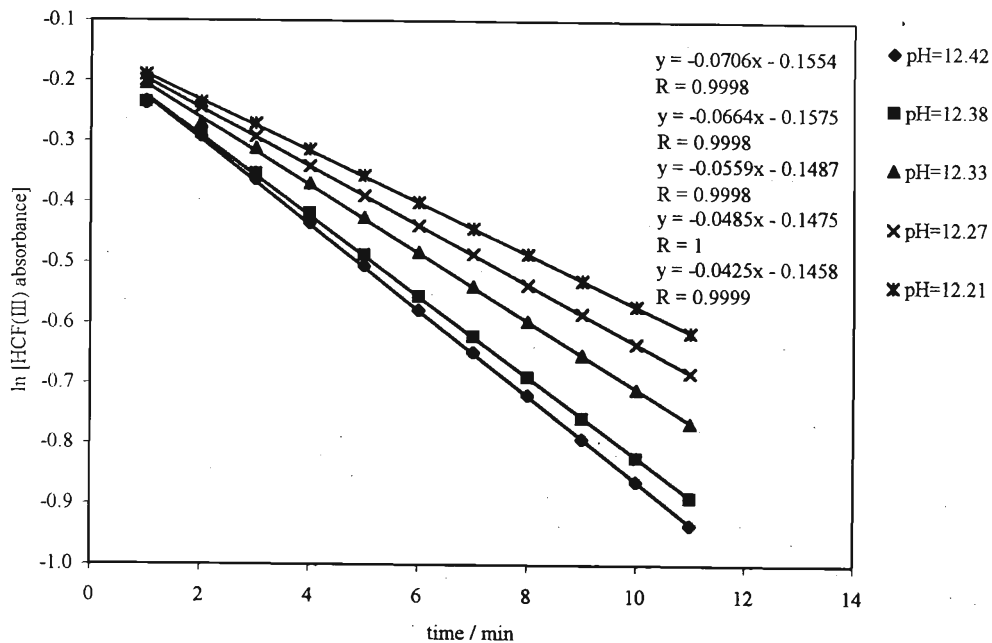


Figure 4: Plot of $\ln [\text{HCF(III) absorbance}]$ vs time at different pH

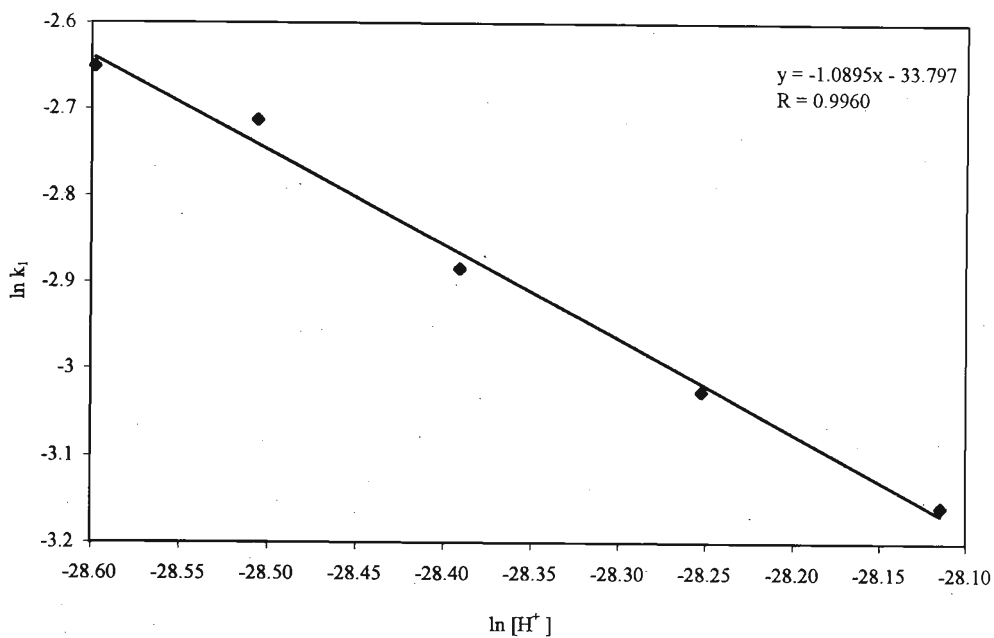


Figure 5: Plot of $\ln k_1$ vs $\ln [\text{H}^+]$ at $[\text{Py}] = 1.0164\text{M}$

found to be a straight line ($r = 0.9960$) with a gradient (c) equal to -1.09 (figure 5). This indicates inverse first order dependence on H^+ .

The overall rate k was calculated using equation 6,

$$k = \frac{k_2}{[H^+]^c}$$

Here $c = -1$ and k_2 can be calculated from the plot $\ln k_1$ versus $\ln [Py]$ (figure 3).

Thus the rate law observed for the oxidation of pyrrolidine by $K_3Fe(CN)_6$ in alkaline medium can be written as :

$$-\frac{d[HCF(III)]}{dt} = k[HCF(III)][Py][H^+]^{-1}$$

where k has been worked out to be $2.42 \times 10^{-14} \text{ s}^{-1}$ at 300 K.

DISCUSSION

Stoichiometric investigation revealed that four moles of $K_3Fe(CN)_6$ was required to completely oxidize pyrrolidine. The product of the reaction was identified as 1-pyrroline N-oxide (referred to as a nitrone) characterized by comparison of spectroscopic data with that of authentic samples⁸. Analysis of kinetic data revealed that the rate law takes the form :

$$-\frac{d[HCF(III)]}{dt} = k [HCF(III)][Py][H^+]^{-1}$$

On the basis of these observed experimental facts a stoichiometric mechanism shown in scheme I has been proposed. In this mechanism first step involves the rapid and reversible removal of a proton from the nitrogen atom of pyrrolidine to form the stable pyrrolidinium anion (II, scheme I) followed by slow electron transfer (rate determining step) to give the pyrrolidine radical (III). Further oxidation appears to go *via* a series of steps culminating in the formation of 1-pyrroline N-oxide. Indirect evidence for the formation of pyrrolidine N-hydroxide(IV) was seen from the reaction of pyrrolidine with H_2O_2 (gives IV) followed by treatment with alkaline $K_3Fe(CN)_6$ to give the nitrone.

Taking the second step in the proposed mechanism as the rate determining step, the rate of disappearance of $K_3Fe(CN)_6$ is given by equation 9. :

$$-\frac{d[K_3Fe(CN)_6]}{dt} = k_2 [HCF(III)][Py\text{-anion}] \dots\dots\dots (9)$$

Py-anion = pyrrolidinium anion

from step I in the scheme

$$K = \frac{[\text{Py-anion}]}{[\text{Py}][\text{OH}^-]}$$

$$\begin{aligned} \text{Therefore } -\frac{d[\text{K}_3\text{Fe}(\text{CN})_6]}{dt} &= k_2 [\text{HCF(III)}][\text{Py-anion}] \\ &= k_2 K [\text{HCF(III)}] [\text{Py}] [\text{OH}^-] \end{aligned}$$

$$\text{Since } K_w = [\text{H}^+][\text{OH}^-]$$

$$-\frac{d[\text{K}_3\text{Fe}(\text{CN})_6]}{dt} = k [\text{HCF(III)}][\text{Py}] [\text{H}^+]^{-1} \quad \dots\dots\dots (10)$$

Hence scheme I provides satisfactory explanation for the experimental results.

Finally it can be concluded that this reaction demonstrates the usefulness of hexacyanoferrate(III) as a reagent which can convert cyclic aliphatic secondary amines to nitrones (piperidine also gives the corresponding nitron, unpublished data, SLAAS, 1992) which are important intermediates to synthesize a wide variety of organic compounds. This is in contrast to the reaction of hexacyanoferrate(III) with aromatic secondary amines where oxidation of N-alkyl side chain takes place (unpublished results, SLAAS, 1995).

Acknowledgement

The authors wish to thank Prof. A.S. Amarasekara, University of Colombo for helpful suggestions.

References

1. Audeh C.A. & Smith J.R.L. (1970). Amine oxidation – II Oxidation of some trialkyl amines with alkaline potassium hexacyanoferrate (III), *Journal of Chemical Society (B)* : 1280
2. Rao V.S., Sethuran B. & Rao T.N. (1979). Mechanism of oxidation of esters by Ce^{4+} in the absence and presence of Ag(I) : a kinetic study. *Indian Journal of Chemistry* **17** : 260
3. Ball S. & Bruice T. (1980). Oxidation of amines by a 4a – hydroperoxyflavin. *Journal of the American Chemical Society* **102**: 6498.

4. Deraniyagala S.P. & Premasiri T.N.T. (1999). Kinetics and mechanism of oxidation of ethylacetate by potassium permanganate in acidic medium. *Vidyodaya Journal of Science* **8**, in press
5. Takano S. & Schishido K. (1981). General synthetic approach to the quinalizidine alkaloids via a (2+3) – cyclo addition. *Journal of the Chemical Society Chemical Communications*. 940.
6. DeShong P. & Leginus J.M. (1983). Stereospecific synthesis of racemic daunosamine diastereofacial selectivity in a nitron cycloaddition. *Journal of the American Chemical Society* **105** : 1686
7. Jeffery G.H., Basset J., Mendham J. & Denney R.C. (1989). *Vogels text book of quantitative chemical analysis* pp 399 ELBS (Longman)
8. Murahashi S. & Shiota T. (1987). Selenium dioxide catalyzed oxidation of secondary amine with hydrogen peroxide. Simple synthesis of nitrones from secondary amines. *Tetrahedron Letters* **28** : 2383 – 2386